HVBS Valvola di blocco pilotata a semplice effetto
Single pilot operated check valve

Codice ordinazione
Ordering code

1	2	3	4	5
HVBS	*	*	*	*

			*
1	Valvola di blocco pilotata a semplice effetto Single pilot operated check valve		HVBS
2	Dimensione Size	1/4" GAS (BSPP)	01
		3/8" GAS (BSPP)	02
		3/8" GAS (BSPP)	025
		1/2" GAS (BSPP)	03
3	Inizio apertura Cracking pressure	1 bar	N
		6 bar	P
4	Materiale Material	Acciaio + Zincatura Steel + Zinc Plating	S
5	Rapporto di pilotaggio Pilot ratio	1:5 standard	-

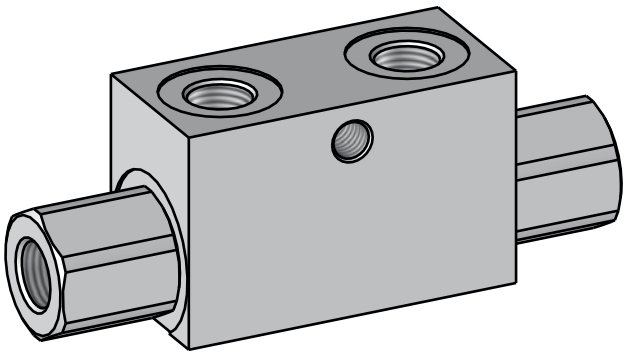

Diagramma Perdite Di Carico
Pressure Drop Curves

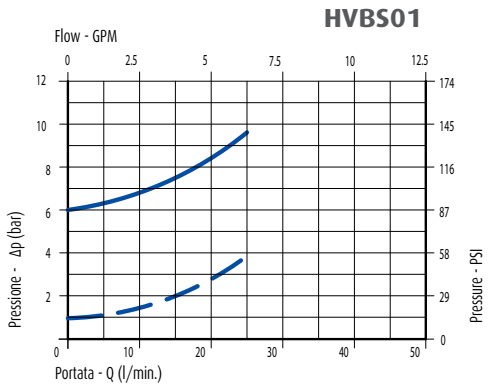

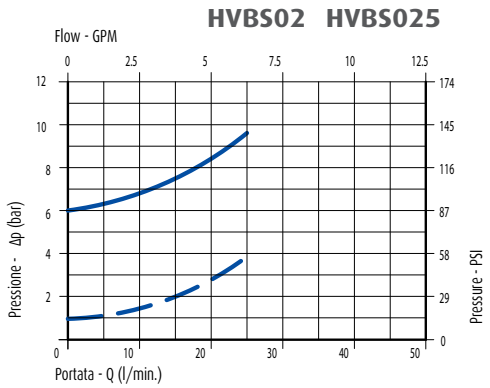

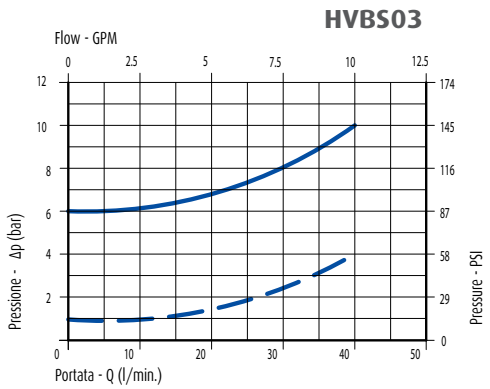

V2 — C2 Viscosita' olio 46 cSt a 50° C
C2 - - V2 Oil viscosity 46 cSt at 50° C

Caratteristiche
Characteristics

Portata min/max Min/max flow-rate	l/min-GPM	Diagramma
Pressione di lavoro max Max working pressure	-	350 bar 5075 PSI
Temperatura ambiente Room temperature	°C	-30 +50
Temperatura olio Oil temperature	°C	-30 +80
Filtraggio consigliato Recommended Filtration	micron	50

Schema idraulico
Hydraulic circuit

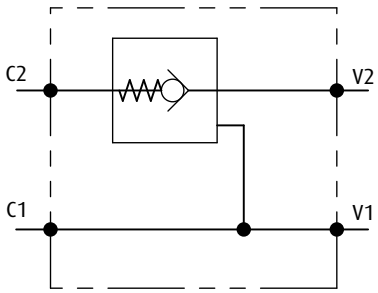

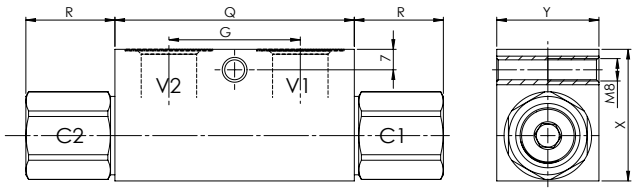

	X	Y	Q	G	R	PORTS
01	40	30	63	36	22,5	1/4" GAS
02	40	30	63	34	22,5	3/8" GAS
025	40	30	63	36	22,5	3/8" GAS
03	45	35	82	45	30,5	1/2" GAS